

**RIAZ AHMED SECURITIES  
(PRIVATE) LIMITED**


**Financial Statements  
For the Period Ended 31 March, 2023**

**RIAZ AHMED SECURITIES (PRIVATE) LIMITED**


**Statement of Financial Position  
As At March 31, 2023**

	Note	Unaudited 31-Mar-23 Rupees	Audited 30-Jun-22 Rupees
<b>ASSETS</b>			
<b>Non-Current Assets</b>			
Property and equipment	5	233,422	264,253
Right of Use asset	6	1,295,580	1,691,109
Intangible asset	7	2,500,000	2,500,000
Long Term Investment	8	52,984,168	52,984,168
Long Term Deposits	9	350,000	350,000
		<b>57,363,170</b>	<b>57,789,530</b>
<b>Current Assets</b>			
Short Term Investments	10	14,972,706	13,515,302
Accounts Receivables	11	244,218	-
Advances, deposits & pre-payments	11	70,000	62,000
Tax Refund due from Government	12	1,009,264	400,903
Cash and bank balances	13	10,327,282	7,844,204
		<b>26,623,469</b>	<b>21,822,409</b>
		<b>83,986,639</b>	<b>79,611,939</b>
<b>EQUITY AND LIABILITIES</b>			
<b>Share Capital &amp; Reserves</b>			
Authorized Capital		<b>50,000,000</b>	<b>50,000,000</b>
Issued, subscribed and paid up capital	14	47,493,370	47,493,370
Unrealized surplus / (deficit) on remeasurement of investments measured at FVOCI		22,638,138	22,638,138
Unappropriated Profit / (Loss)		8,458,890	5,253,447
		<b>78,590,399</b>	<b>75,384,955</b>
<b>Liabilities</b>			
<b>Non Current Liabilities</b>			
Lease Liability of Right to use Asset	15	617,977	1,060,171
<b>Current Liabilities</b>			
Account payables	16	4,169,729	2,358,155
Current portion of lease liability	15	596,756	607,041
Accrued and Other Liabilities	18	11,778	201,617
		<b>4,778,263</b>	<b>3,166,813</b>
<b>Contingencies and Commitments</b>	19	<b>83,986,639</b>	<b>79,611,939</b>
		(0)	

The annexed notes 1 to 27 form an integral part of these financial statements.

  
Chief Executive





  
Director

**RIAZ AHMED SECURITIES (PRIVATE) LIMITED**  
**Statement of Comprehensive Income**  
**For the Quarter Ended March 31, 2023**

	<i>Note</i>	Unaudited Quarterly 31-Mar-23 Rupees	Audited For the year 30-Jun-22 Rupees
Operating Revenue	20	1,200,312	5,464,207
Capital gain / (loss) on sale of investment - net		1,502,305	(395,937)
Gain / (Loss) on re-measurement of investment carried at fair value through profit or loss-net		(808,696)	(2,572,741)
		<u>1,893,921</u>	<u>2,495,529</u>
Operating and Administrative Expenses	21	(997,480)	(4,265,206)
<b>Profit / (loss) from operation</b>		<u>896,441</u>	<u>(1,769,677)</u>
Financial charges	22	(14,250)	(134,055)
Other income	23	212,922	463,675
<b>Profit / (Loss) before taxation</b>		<u>1,095,112</u>	<u>(1,440,057)</u>
Taxation	24	-	(494,615)
<b>Profit / (Loss) after taxation</b>		<u><u>1,095,112</u></u>	<u><u>(1,934,672)</u></u>

The annexed notes 1 to 27 form an integral part of these financial statements.

  
**Chief Executive**

  
**Director**

